

AFFIDAVIT SUBMITTED BY

Jane McCollum
Chief Deputy Treasurer

NAVARRO COUNTY TREASURER

STATE OF TEXAS


COUNTY OF NAVARRO

Before me, the undersigned authority, on this day personally appeared the following named persons, and after being duly sworn, deposes and says: Honorable H. M. Davenport, Jr., County Judge, Honorable Jason Grant, Commissioner Pct. 1, Honorable Eddie Perry, Commissioner Pct. 2, Honorable Eddie Moore, Commissioner Pct. 3, and Honorable James Olsen, Commissioner Pct. 4.


I, Jane McCollum, Navarro County Chief Deputy Treasurer, on this 25th day of October, 2021 present to the Navarro County Commissioners Court the revised Monthly Financial Report for the month ending on September, 2021 for the court to review and approve. This report is in compliance with section 114.026 of the Local Government Code, so therefore we hereby execute this affidavit for publication.

With this signed affidavit, We the Commissioners Court, state that the requirements of Subsection (C) have been met with the examination of this report.

Signed and executed this 25th day of October, 2021.




H. M. Davenport Jr. – County Judge



Jason Grant – Commissioner Pct 1



Eddie Perry – Commissioner Pct 2




Eddie Moore – Commissioner Pct 3



James Olsen – Commissioner Pct 4

SWORN AND SUBSCRIBED TO BEFORE ME, this 25th day of October, 2021 by H. M. Davenport, Jr., Jason Grant, Eddie Perry, Eddie Moore, and James Olsen, in their official capacities as the members of the Navarro County Commissioners Court.





Sherry Dowd – Navarro County Clerk

**NAVARRO COUNTY, TEXAS
REPORT OF CASH AND INVESTMENTS
FOR THE MONTH OF SEPTEMBER, 2021**

FUND	BEGINNING BALANCE	RECEIPTS	BANK INTEREST	DISBURSEMENTS	ENDING BALANCE	TEX POOL BEGINNING BAL	TEX POOL DEP/WD	TEX POOL INTEREST	TEX POOL ENDING BAL	TOTAL
GENERAL	12,291,974.50	1,113,499.86	1,975.12	2,451,461.42	10,955,988.06	734,801.07	-	37.98	734,839.05	11,690,827.11
COMMUNITY SUPERVISION	212,494.52	163,046.71	52.43	102,822.91	272,770.75	97,929.54	-	5.07	97,934.61	370,705.36
JUVENILE PROBATION	63,764.39	12,909.44	8.39	43,860.47	32,821.75	11,028.68	-	0.60	11,029.28	43,851.03
FLOOD CONTROL	1,837,598.97	2,287.37	301.92	19,595.00	1,820,593.26	2,272.26	-	-	2,272.26	1,822,865.52
ROAD & BRIDGE - PCT 1	353,200.57	18,380.75	54.33	93,724.35	277,911.30	32,778.35	-	1.70	32,780.05	310,691.35
ROAD & BRIDGE - PCT 2	355,926.41	18,343.95	53.76	116,106.61	258,217.51	81,285.65	-	4.20	81,289.85	339,507.36
ROAD & BRIDGE - PCT 3	1,124,808.15	23,343.97	170.89	191,294.33	957,028.68	69,535.94	-	3.60	69,539.54	1,026,568.22
ROAD & BRIDGE - PCT 4	1,062,738.68	18,343.96	156.61	327,227.93	754,011.32	80,507.23	-	4.16	80,511.39	834,522.71
H.I.D.T.A.	17,239.53	330,003.65	2.83	330,150.71	17,095.30	-	-	-	-	17,095.30
H.I.D.T.A. SEIZURE	31,810.18	-	5.23	-	31,815.41	1,785.69	-	-	1,785.69	33,601.10
DEBT SERVICE	92,404.15	1,158.28	15.33	-	93,577.76	2,296.14	-	-	2,296.14	95,873.90
CAPITAL PROJECTS	3,558.02	-	0.58	-	3,558.60	10,879.90	-	0.60	10,880.50	14,439.10
SHERIFF STATE SEIZURE	83,274.69	-	13.69	-	83,288.38	54.05	-	-	54.05	83,342.43
DISTRICT ATTY FORF	100,041.65	-	16.73	466.13	99,592.25	118,287.35	-	6.11	118,293.46	217,885.71
HEALTH INSURANCE	343,805.51	301,678.92	59.99	3,151.81	642,392.61	12,596.30	-	0.61	12,596.91	654,989.52
ECONOMIC DEVELOPMENT	-	-	-	-	-	2,263.34	-	-	2,263.34	2,263.34
TRUST	1,392,149.90	25,869.20	242.84	29,429.20	1,388,832.74	276,106.19	-	14.30	276,120.49	1,664,953.23
LAKE TRUST	242.69	-	0.04	-	242.73	100,267.06	-	5.16	100,272.22	100,514.95
REVOLVING & CLEARING	2,141,532.97	309,342.41	358.37	219,852.19	2,231,381.56	804.17	-	-	804.17	2,232,185.73
PAYROLL FUND	15,990.56	852,398.18	10.65	852,398.18	16,001.21	-	-	-	-	16,001.21
DISBURSEMENT FUND	101,725.50	3,269,233.30	109.14	3,269,233.30	101,834.64	-	-	-	-	101,834.64
2014 GO BONDS	101,926.95	-	16.76	-	101,943.71	-	-	-	-	101,943.71
SPECIAL REVENUE	800,095.04	849.81	131.37	4,773.40	796,302.82	-	-	-	-	796,302.82
SHERIFF FED SEIZURE	704,054.65	-	115.74	-	704,170.39	-	-	-	-	704,170.39
ELECTION CONTRACT	223,443.48	-	32.76	49,945.00	173,531.24	-	-	-	-	173,531.24
A.R.P.A.	4,866,931.50	986.75	800.21	-	4,868,718.46	-	-	-	-	4,868,718.46
TOTAL	28,322,733.16	6,461,676.51	4,705.71	8,105,492.94	26,683,622.44	1,635,478.91	-	84.09	1,635,563.00	28,319,185.44

INTEREST EARNED:	CURRENT MONTH	YTD
	4,789.80	116,708.57


Prepared By: Jane McCollum / Chief Deputy Treasurer

10/12/2021
Date